

## Appendix: Rok-N-Learn App

Rok-N-Learn is designed so students don't feel lost while learning Korean. Each chapter has one clear focus, usually a target grammar pattern, and the lesson is organized in a simple sequence:

1. Start from the Landing Page to see the chapter and learning path.
2. Learn the chapter grammar explicitly through video + notes.
3. Practice the grammar and receive instant explanations.
4. Build vocabulary using meaning cards and picture matching.
5. Use the vocabulary actively through speaking practice.
6. Stay motivated with optional rewards and a leaderboard.

### Landing Page

Figure 1 shows the home screen where students begin. This page helps learners quickly understand where they are and what to do next by showing:

- the current chapter/topic (e.g., Family),
- a visible progress path (coin/check icons),
- and main menus such as Learn, Leaderboard, Profile, Shop, and FAQ.

Overall, this screen works like a “map” that keeps students organized and encourages them to continue the lesson path.

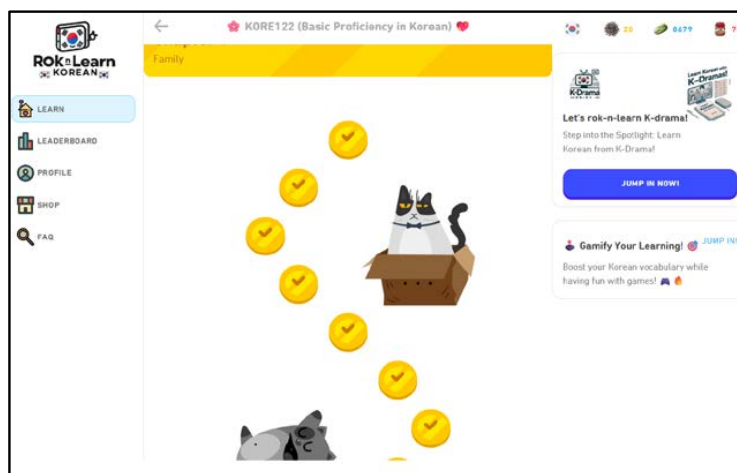


Figure 1 — Landing page

# 1. Grammar

First, students learn the chapter’s main grammar pattern clearly and directly. Figure 2 shows a lesson video paired with guided note-taking. This makes the chapter focus explicit: »This.is.the.grammar.pattern.we’re.learning.today.« Writing notes helps students notice the structure, understand when to use it, and remember it more effectively.

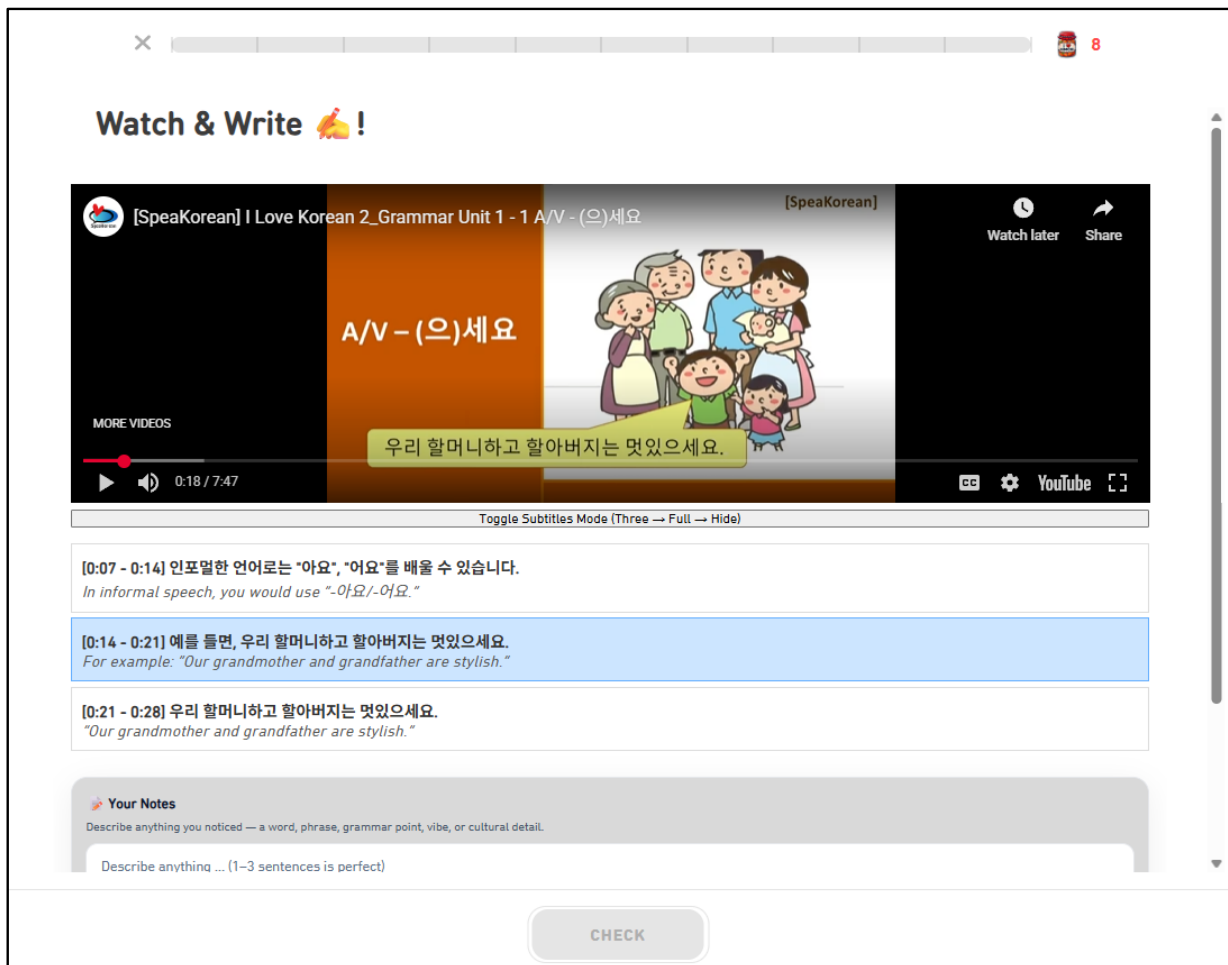


Figure 2 — Grammar lesson (explicit teaching)

Next, students practice the grammar through guided questions. Figures 3 and 4 show activities where learners choose the correct sentence form (for example, selecting the correct honorific form depending on the subject). After answering, the app immediately provides the correct answer, meaning, and a short explanation. This helps students learn faster because they understand why the grammar is correct, not just what the answer is.

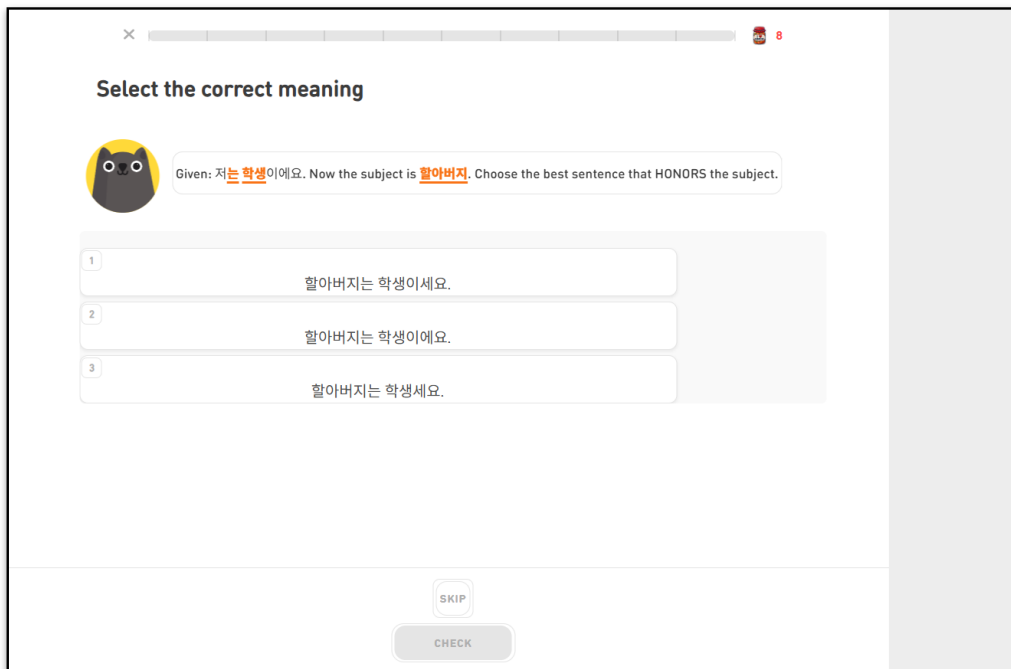


Figure 3 — Grammar practice (choose the correct pattern)

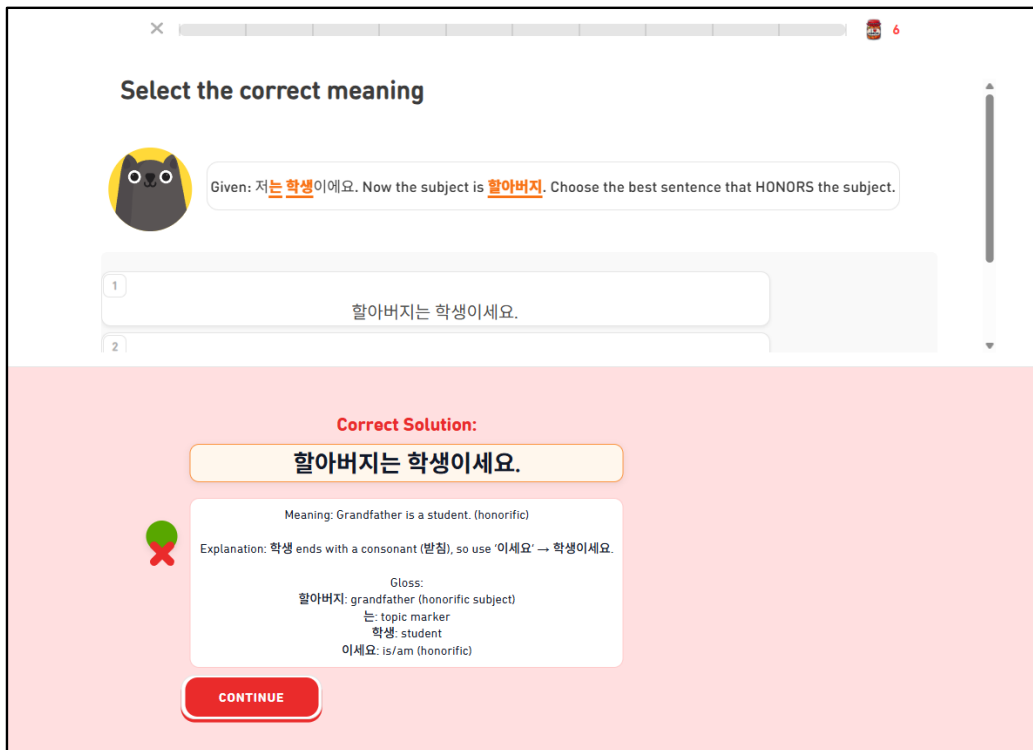


Figure 4 — Instant feedback + explanation (learn why it's correct)

## 2. Vocabulary

After the grammar foundation, the app builds chapter vocabulary. Figures 5 and 6 show two types of vocabulary practice: (i) Multiple-choice meaning cards (Figure 5) for fast recognition, (ii) Picture-based matching (Figure 6) to connect Korean words directly to real-world meaning. This approach helps learners remember vocabulary more naturally instead of translating every word in their head.

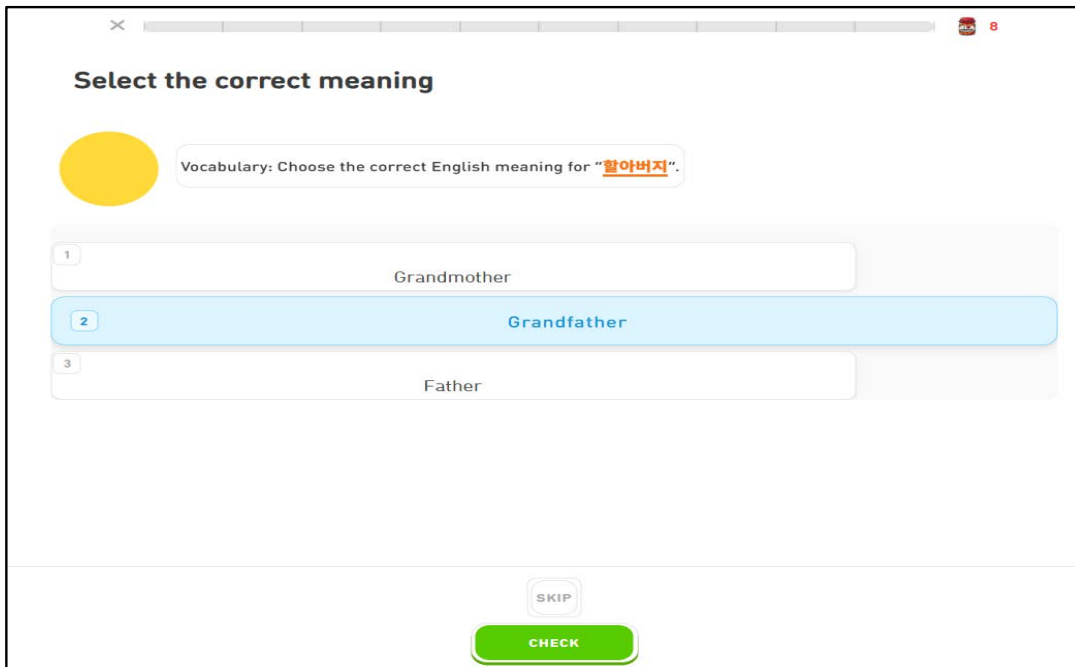


Figure 5 — Vocabulary learning (multiple-choice meaning cards)

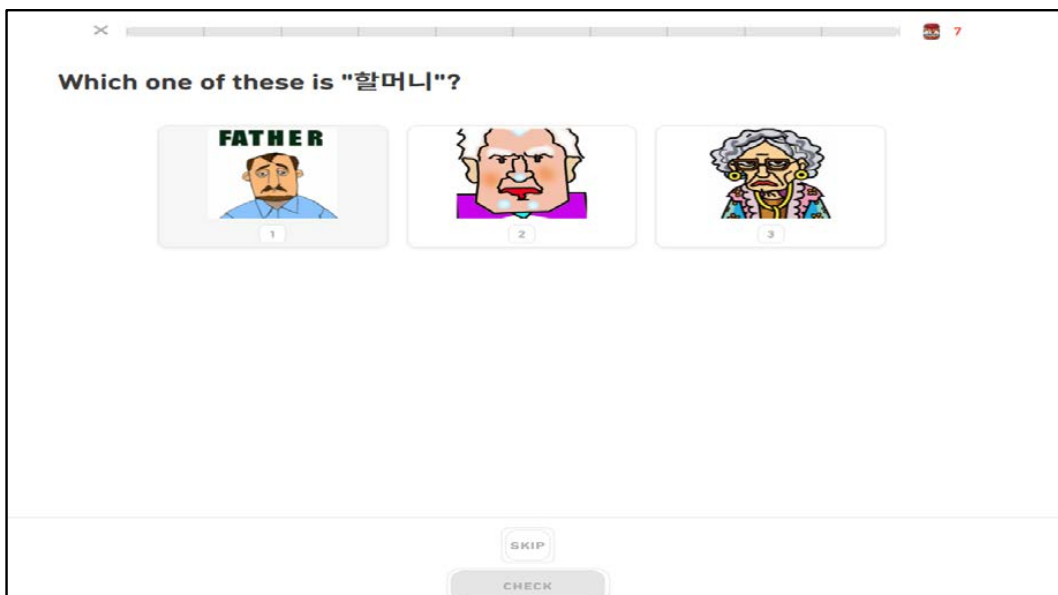


Figure 6 — Vocabulary learning (picture-based choice)

### 3. Speaking

Finally, students use the vocabulary actively through speaking. As shown in Figure 7, learners practice pronouncing the target word using the “Speak it” feature. This turns passive vocabulary knowledge into speaking ability and builds confidence for real conversation.

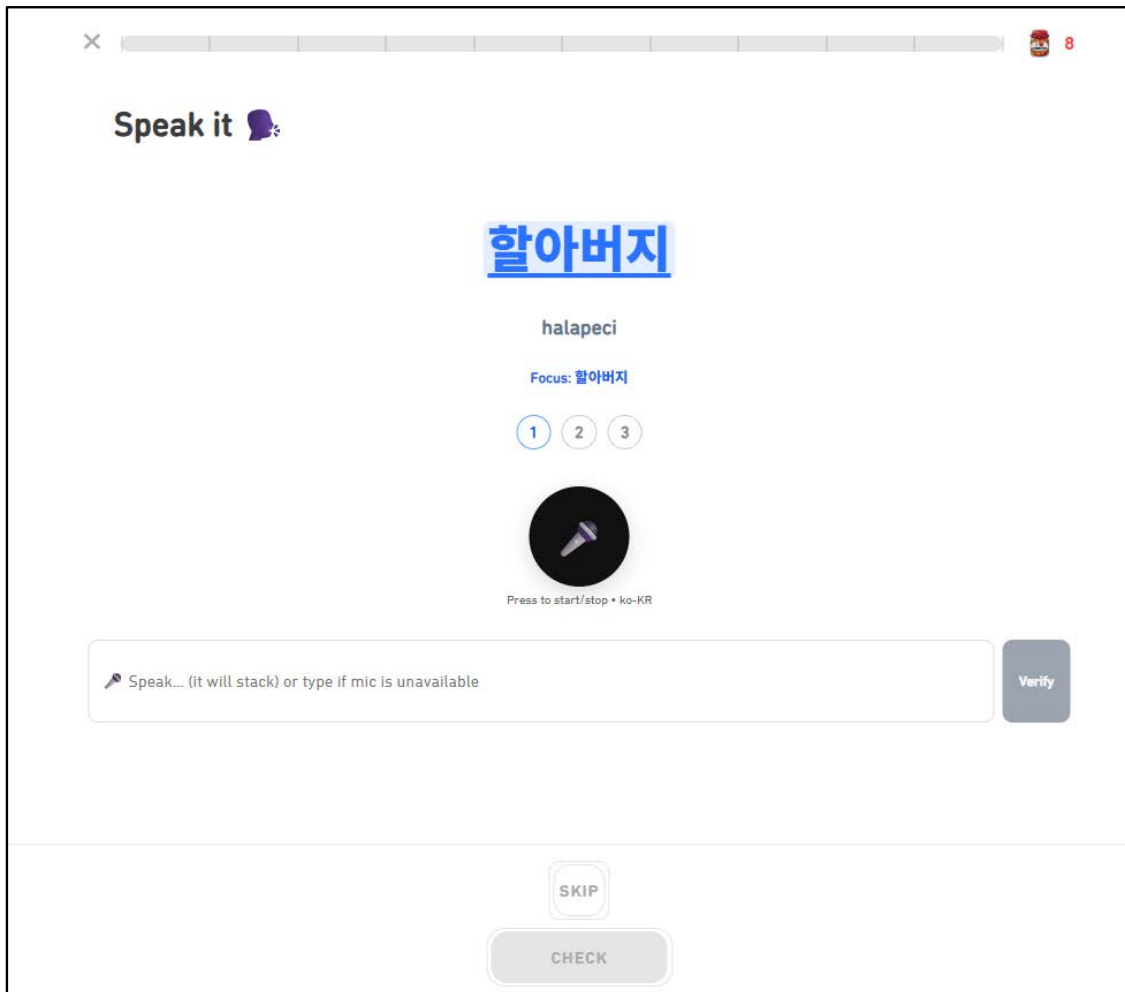


Figure 7 — Speak it (pronunciation + speaking)

#### 4. Other Features: Rewards and Friendly Competition

The app also includes optional motivation features that encourage consistent learning. Figure 8 shows the daily login reward, which students can collect once per day. This feature encourages learners to return regularly, and short daily practice is one of the most effective ways to improve language skills over time. It also adds a cultural element: many rewards are themed around Korean culture, such as Korean street foods like tteokkochi (떡꼬치) and kkwabaegi (과배기). In this way, students stay motivated while also picking up small cultural knowledge alongside language learning. Figure 9 shows the Leaderboard, where students can compare progress through a ranking system. The page displays top learners and their points, and includes tabs such as Total, Daily, Weekly, and Medals, so students can track their performance in different ways. Importantly, sharing scores is optional—students can opt in or opt out. Because the rankings update regularly, the leaderboard motivates students to keep practicing, especially through small daily sessions, to improve their standing over time.

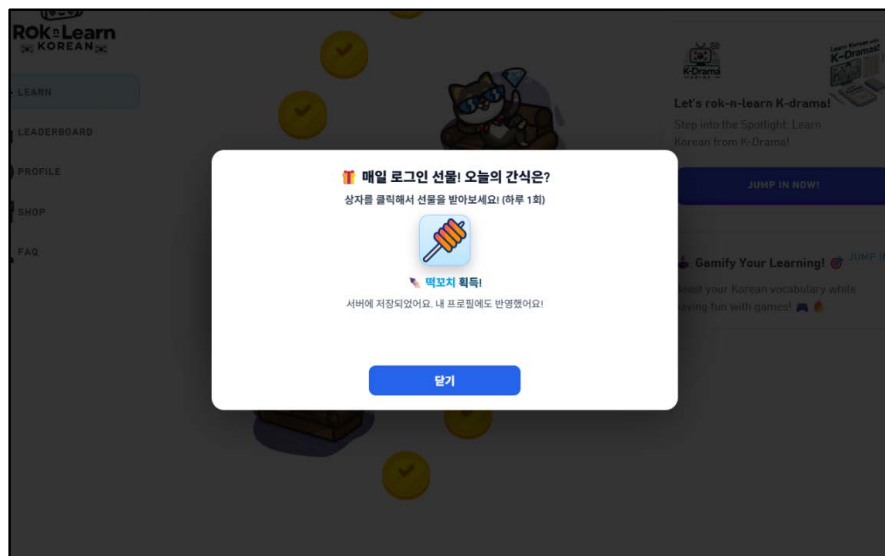


Figure 8 — Daily login reward (motivation to return)

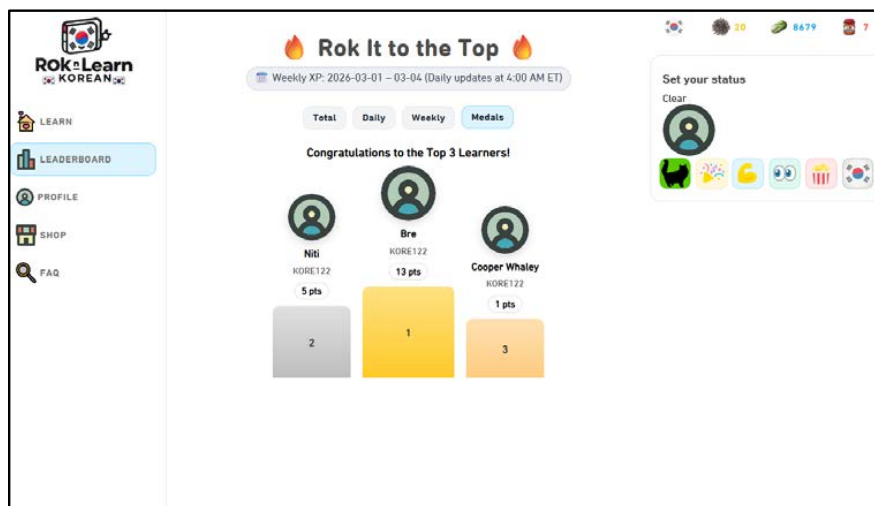


Figure 9 — Leaderboard ranking (competition + motivation)